

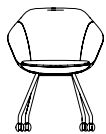


Famiglia

Design by PearsonLloyd

Designed by PearsonLloyd for Allermuir as a harmonious collection of seating and tables, the all new Famiglia suits both formal and informal settings. Reimagined with improved comfort and refined silhouettes, the family's subtle update

includes 3 new models. Famiglia includes low, mid, high-back and lounge chairs, as well as light work tables. These are complemented by a range of occasional and light work tables for informal or formal needs.



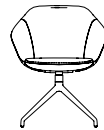
FMG1101



FMG1102



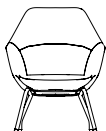
FMG1103



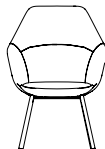
FMG1105



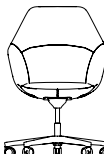
FMG1106



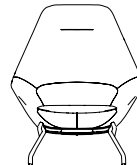
FMG1201



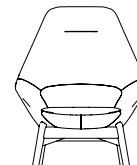
FMG1202



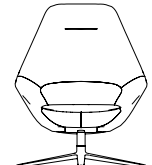
FMG1206



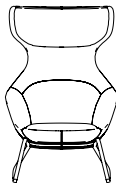
FMG1401



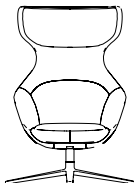
FMG1403



FMG1405



FMG1501



FMG1505



FMGFS



Design  
PearsonLloyd

Luke Pearson and Tom Lloyd first met while studying Furniture Design and Industrial Design respectively, at London's prestigious Royal College of Art. They set up their multi award winning design studio in 1997.

Since then the studio has created stunning solutions for a variety of international clients from the aviation, workplace, urban design and healthcare sectors identifying and responding to shifting patterns of behaviour in contemporary life.

### Standard Features

(\* - Selected models only)

Moulded foam construction

Fully upholstered

Solid Ash frame\*

4 Star auto return tubular steel frame\*

Plastic glides\*

### Optional Features

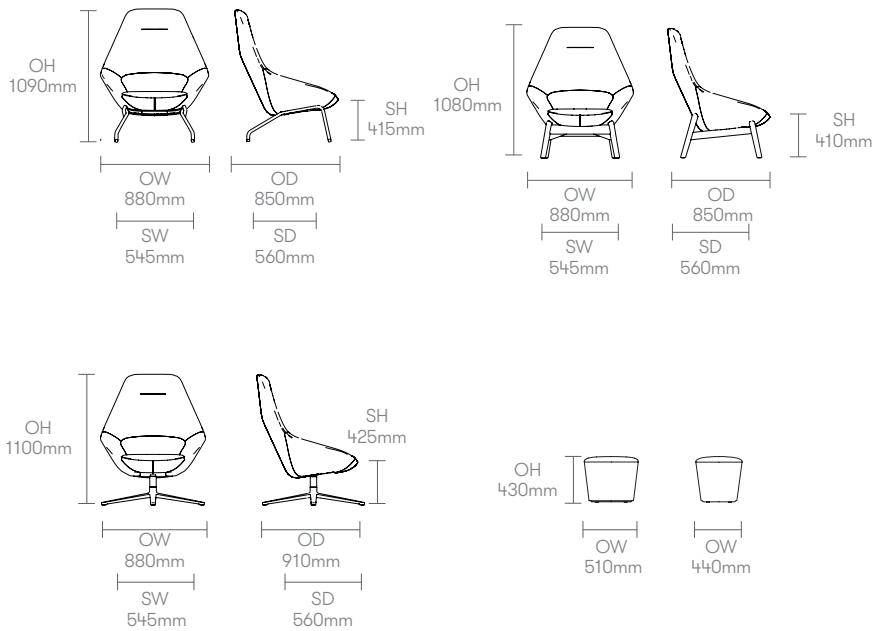
Plastic glides with felt\*

Two-tone upholstery

### Performance Standards

BS EN 16139:2013 - Level 2

## Dimensions



### Standard Features

- (\* - Selected models only)
- Moulded foam construction
- Fully Upholstered
- Aluminium leg connector frame\*
- Tubular steel frame on 50mm hard wheel castors\*
- Tubular steel frame\*
- Plastic glides\*
- 4 Star aluminium swivel base\*
- 5 Star aluminium swivel base\*

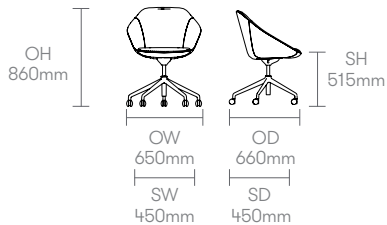
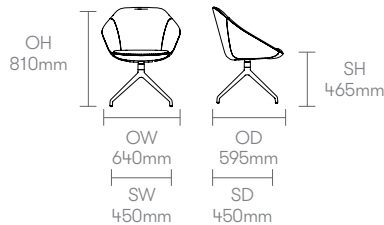
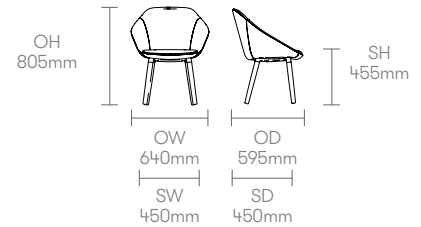
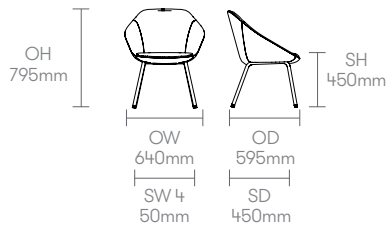
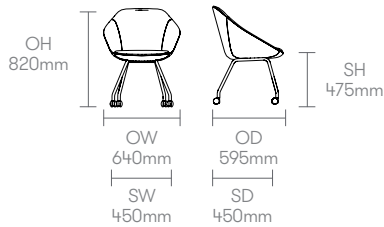
### Optional Features

- 50mm Soft wheel castors
- Two-tone upholstery
- Soft wheel castors\*
- Plastic glides\*
- Plastic glides with felt\*

### Performance Standards

BS EN 16139:2013 - Level 2

## Dimensions



### Standard Features

- (\* - Selected models only)
- Moulded foam construction
- Fully Upholstered
- Tubular steel reclined frame\*
- Tubular steel frame\*
- Tubular steel dynamic free-floating recline and forward tilt frame\*
- Plastic glides\*

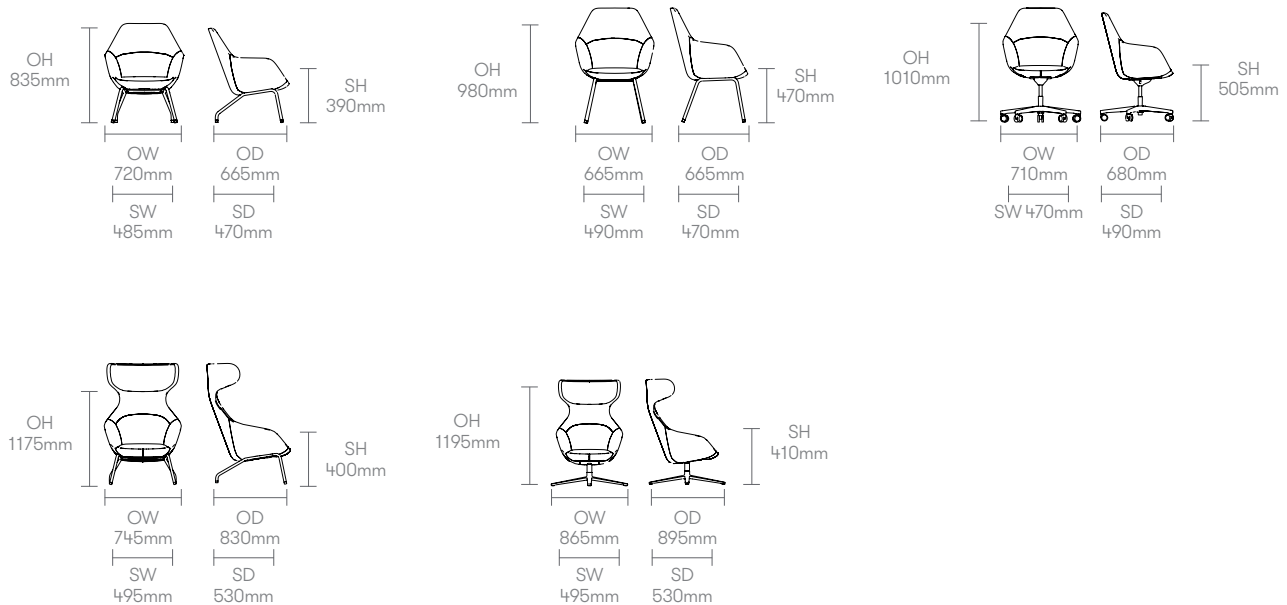
### Optional Features

- Plastic glides with felt\*
- Two-tone upholstery

### Performance Standards

BS EN 16139:2013 - Level 2

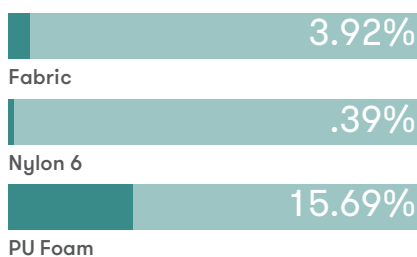
## Dimensions



## Environmental Performance

### Material Content

Components are constructed of the following



### Recycled Content

Contains up to 35.50% of Recycled Material



### Recyclability

The range is 100% recyclable

# 99%

## Finish Options

Solid Ash legs and frame can be stained or colour washed.


4 Star, 5 star and Tubular steel 4 leg frames are available in New Black, White, Soft Gold, Soft Silver, Dark Bronze and Deep Mulberry.

4 Star and 5 star swivel bases are available in Polished Aluminium.

### Metal Finishes



Polished Aluminium



New Black



White



Soft Gold



Soft Silver



Dark Bronze



Deep Mulberry

\*Polished Aluminium not available for all codes

### Solid Wood Leg Finish



Solid Ash with Clear Finish

### Wood Stains based on Ash



White Oak



American Cherry



American Walnut



Dark Walnut



Wenge

### Colour Washes Based on Ash



White as Snow



Back to Black



Slate Grey



Smoke Grey



Vintage Red



Ruby Red



Fern Green



Peacock Green



Blue Skies



Sapphire Blue




Orange Crush



Mellow Yellow



Nut Brown



Turtle Dove



Sherbet Yellow



Blush Pink